



EngineRoom®



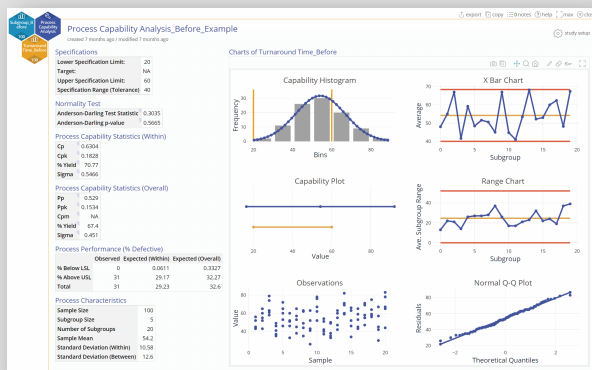
www.moresteam.com/engineerroom | +1.614.602.8190

BENEFITS

- Crunch your project data anytime, from any machine with an active web browser
- Visualize, analyze, and display results with only a few clicks of your mouse
- Collaborate and share with team members wherever they are around the globe
- Forget about software downloads and costly version updates - we do it for you

TOP FEATURES

- All the graphical, statistical, and modeling tools for organizing and managing your process improvement projects
- Process Playground modeling tool allows you to design and test virtual process prototypes
- Intuitive drag-and-drop interface with smart updating that keeps your charts current
- Web-based data analysis uses the power of R for calculations



Language Options:

English	Japanese
Spanish	Korean
German	Portuguese
French	Chinese (Simplified)

EngineRoom is a web-based suite of powerful, simple-to-use Lean and Six Sigma data analysis tools. Designed for professionals at all expertise levels, EngineRoom “cuts the cost of calculation” by delivering what you need at a great price.

Aligned to the Way You Work

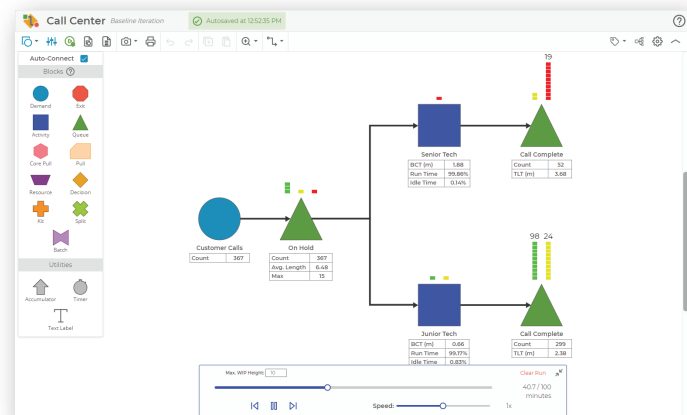
Organize your tools using the problem-solving roadmap of your choice – DMAIC, DCDOV, PDCA, or PDSA. Or, display EngineRoom's tools categorically.

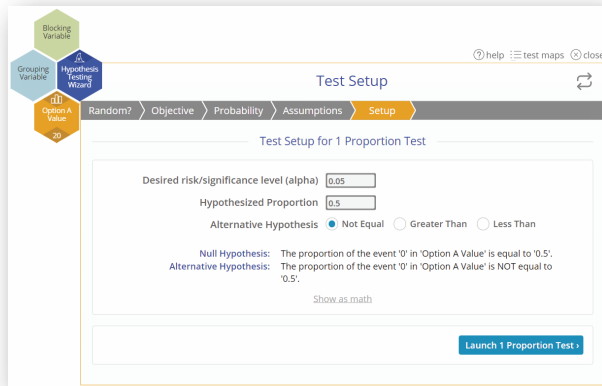
Smart Charts and Shared Reports

Intuitively visualize, analyze, and display results with a few clicks. EngineRoom detects data updates and keeps your charts current. When you're ready, the sharing settings make it easy to generate reports and communicate your insights to team members.

Process Modeling

Build virtual prototypes using Process Playground, a discrete event simulation tool. Build, test, and optimize your process design before it reaches customers!





Step-by-Step Guides

The interactive design of experiments (DOE) and hypothesis testing wizards make these tools accessible to all levels of practitioners. The hypothesis testing wizard uses simplified explanations to guide you to the appropriate test and to interpret and act on the results.

More than Just Data Analysis (Tool List)

EngineRoom is an all-purpose tool, with templates, charts, and statistical tests that guide you from project start to completion. Detailed tool tips and step-by-step wizards assist your data organization, analysis and interpretation.



DEFINE

- Affinity Diagram
- CTQC Diagram
- Stakeholder Template
- Financial Return Calculator
- Gantt Chart
- Process Flow Chart
- Project Charter
- Project Prioritizer
- QFD
- RACI Matrix
- SIPOC Map
- Value Stream Map



MEASURE

- Basic Graphs
- Cause & Effect Matrix
- Control Charts (SPC)
- Data Collection Plan
- Distribution Identification
- Graphical Summary
- Input Selection Report
- Measuring System Analysis
- Pareto Analysis
- Process Capability
- Non-Normal Process Capability
- Sample Size Calculator
- Sigma Level Calculator



ANALYZE

- Cause & Effect Matrix
- Classification & Regression Tree
- Design of Experiments
- Fishbone Diagram
- Hybrid 5 Why
- Hypothesis Test
- Parametric Tests
- Non-parametric Tests
- Pugh Analysis
- Regression Analysis
- Response Optimizer



IMPROVE

- Core Process Pull
- Corrective Action Matrix
- FMEA
- Little's Law Calculator
- Monte Carlo Analysis
- Replenishment Pull
- Solution Selection
- Standard Work



CONTROL

- Control Charts
- Control Plan
- Project Closeout

DATA MANAGEMENT

- Anderson Darling Transformations

MODEL

- Process Playground



Simple to Deploy and Administer

As an online service, EngineRoom requires no installation on client desktops, complex licensing or dedicated hard drive storage space. Unlike desktop data analysis tools, EngineRoom gives administrators the tools to manage licenses and centrally monitor activity and performance.

ABOUT MORESTEAM.COM LLC

MoreSteam enables organizations of all sizes to advance their performance by delivering powerful, scalable online training and technology for enterprise process improvement.

www.moresteam.com | +1.614.602.8190 | sales@moresteam.com

